

Portal










Release Update v4.30.20– August 13, 2024

New + Improved

Multiple Item Discounts

We're really excited to release out the ability to create multiple discounts for a single item. This is a fantastic way of being able to create future discounts without impacting current discounts. Some of the neat things are:

- Add as many discounts as you need
- All are editable
- “Sale Tag” icon to identify discounts that are currently active, discounts w/o a tag icon represents future discounts
- If more than one discount is active at the same time, then the best discount will be applied to the item on the point-of-sale and shelf tag page
- “Target” icon represents an Exact Sales price discount
- “Rounding” icon represents discount where nearest rounding was applied
- Expired discounts will automatically fall off the list


Discounts				+
	Buy 2+	20% off		\$8.00
	Buy 4+	22% off		\$7.77
		\$4.41 off		\$5.59
07/31/24 thru 08/30/24		10% off		\$9.02
07/31/24 thru 08/30/24	Buy 3+	\$2.25 off		\$7.75
07/31/24 thru 08/30/24	Buy 5+	78% off		\$2.22
08/19/24		10% off		\$8.97
09/01/24	Buy 3+	\$2.55 off		\$7.45

Print Shelf Tags with Future Discounts

To accompany the ability to create future discounts, you'll also have the ability print shelf tags for future discounts. Just go to the shelf tag page and select the desired Sales Price Date. The item's sales price will automatically display the sales price of the best discount that is active on the selected date.

Format Options

Tag Size

32 Tags Per Page (1 1/4 x 1 7/8) 

Price Options

Show Regular Price?

Show Sale Price?

Sale Price Date

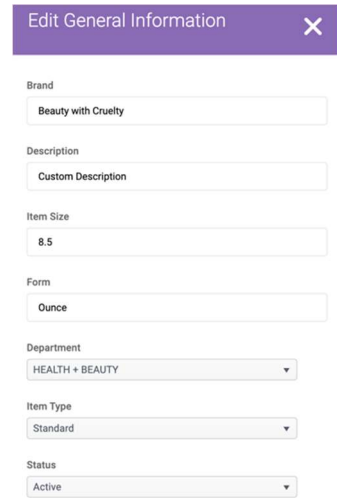
8/12/2024



Managed Items are Editable

We are sure you'll be excited to be able edit items managed by OrderDog. Our feeling is we'll provide suggestions, but you have 100% control to edit the following fields for any item (including managed items):

- Any upc
- Brand
- Description
- Item Size
- Form
- Department
- Status
- Item Type (Standard, Alcohol, etc) Set item as age restricted



The screenshot shows a form titled "Edit General Information" with a close button (X) in the top right corner. The form contains several input fields and dropdown menus:

- Brand: Text input field containing "Beauty with Cruelty".
- Description: Text input field containing "Custom Description".
- Item Size: Text input field containing "8.5".
- Form: Text input field containing "Ounce".
- Department: Dropdown menu with "HEALTH + BEAUTY" selected.
- Item Type: Dropdown menu with "Standard" selected.
- Status: Dropdown menu with "Active" selected.

Expiring Our Legacy Items Page

Our goal has been to create a fantastically new items page that will allow you to do everything the old page did, and much, much more! By adding the following features to the new item edit page, we'll officially expire the old item edit page. Added features:

- Can add tags to the shelf tag page
- Can see how many tags are currently on the tag page
- Can select hamburger menu to allow you to:
 - Make Inventory Adjustments
 - Print Item Tags
 - Remove the Item

